




ELEVATOR CONTROL PANEL MANUFACTURER

We specialize in manufacturing, wholesaling, and retailing elevator control panels, integrated panels, lift controllers, and more...






About Our Business

Established in 2016, **Controlite System** has swiftly become a prominent player in the elevator industry. As a Sole Proprietorship company based in Ahmedabad, Gujarat, India. We specialize in manufacturing, wholesaling, and retailing elevator control panels, integrated panels, lift controllers, and more. With unwavering commitment, we ensure that our products consistently meet the highest industry standards. Under the visionary guidance by **Mr. Pranav Vaghasiya**, our Proprietor, Controlite System has achieved a significant position in the sector.

We take pride in our professionally managed operations, equipped with cutting-edge technology and a focus on delivering superior products. By prioritizing customer satisfaction and maintaining a customer-centric approach, we are dedicated to establishing ourselves as a trusted and innovative leader in the elevator industry.



Close Loop Integrated Elevator Control Panel

Features

- Supported duplex and simplex elevator control system.
- Supported asynchronous (geared) and synchron (gearless) motor.
- Rated speed upto 1.5 m/sec.
- Supported upto 16th floor.
- Direct to floor distance control.
- Single phase 220V AC rescue mode with light load search.
- Short floor function for different floor height.
- Static auto tuning facility. Safety function like under voltage, over voltage, earth & surge protection.
- Comprehensive trip diagnostics.

Power Rating:

2.2 kW to 45 kW three phase 380V to 480V AC.

2.2 kW to 3.7 kW single phase 220V AC.



Open Loop Integrated Elevator Control Panel

Features

- Max. Speed < 1.00 m/s
- Selectable door control mode (Auto, Manual, Semi-Auto)
- Single phase 220V AC rescue mode with light load search.
- Short floor function for different floor height.
- Safety function like under voltage, over voltage, earth & surge protection.
- Standard 6 floor full collective, expansion option 12 floor full collective.
- Robust and reliable relay based outputs.
- Comprehensive trip diagnostics.
- Double digit seven segment display.
- Decelerated and smoothly stop on emergency stop function.
- We are providing under voltage, over voltage and earth protection device for controller.


Power Rating:

3.7 kW 3 Phase 380 to 480vac

5.5 kW 3 Phase 380 to 480vac

7.5 kW 3 Phase 380 to 480vac

11 kW 3 Phase 380 to 480vac



Integrated Controller for Elevators - Serial Wiring

Features

- Simplex and Duplex. 3-8 Group control elevator.
- High, medium and low speed.
- Superior elevator, passenger elevator, medical elevator, residential elevator. disabled elevator etc.
- Elevator rated speed < 4.0 m/sec.
- Floor level 1 Each CCB [Car Call Board] can adopt up to max. 16 floors. above 16 serial LMK additional CCB up to 64 floors.
- Group control with less than 8 elevators is based on fuzzy logic control theory.
- In-built real-time clock to facilitate time-sharing control and elevator management.
- Flexible emergency back up power 220V AC UPS power input makes emergency evacuation easy.
- Automatic identification operation between short-floors.
- we are provide under voltage, overvoltage and earth protection device and line choke for controller safety.
- Safety circuit and car door, landing door lock indicator.

Power Rating:

2.2 kW to 45 kW 3 Phase 380/400/415V

2.2 kW to 30 kW 3 Phase 220V

2.2 kW to 30 kW 1 Phase 220V



Integrated Controller for Elevators - Parallel Wiring

Features

- Simplex elevator, Freight elevator, Villa elevator, Duplex elevator
- Max. Speed < 1.75 m/s and Max. Floor < 8 landings and additional floor card up to 16 floors.
- Shaft learning is standard.
- Direct-to-floor landing, Smooth ride comfort, Optimal travel mean time.
- Practical reliable power Failure auto rescue emergency operation using 220V. 1ph UPS/ARD.
- Advance door opening and re leveling using option card.
- 7 segment LED display for floor position indicator and also binary and bcd code output for display.
- Pre-factory default parameters setting facilitate zero parameter setting at site.
- All inputs and outputs are user programmable.
- Suitable for auto door as well as manual door.
- We are provide under voltage , over voltage and earth protection device for controller.

Power Rating:

2.2 kW to 45 kW 3 Phase 380/400/415V

2.2 kW to 30 kW 3 Phase 220V

2.2 kW to 3.7 kW 1 Phase 220V



Close Loop (MRL-Home Lift) Gearless Control

Features

- Machine roomless integrated control cabinet. Supported duplex and simplex elevator control
- Supported synchronous (gearless) motor.
- Rated speed upto 1.5 m/sec.
- Supported upto 16th floor.
- Direct to floor distance control.
- Comprehensive trip diagnostics.
- Single phase 220V AC rescue mode with light load search
- Short floor function for different floor height.
- Static auto tuning facility. Safety function like under voltage, over voltage, earth & surge protection.

Power Rating:

2.2 kW to 3.7 kW Single Phase 220V AC. system.





COP - LOP

Connect With Us

+91 78742 25578 (Sales)
+91 98987 70820 (Support)

✉ info@controlitesystem.com

🌐 www.controlitesystem.com

📍 Shed No. 56, Raghuvir Industrial Estate - 3, B/H Platinum Estate,
Nr. Vatva Railway Station, Vatva, Ahmedabad - 382445

SCAN FOR WHAT'S APP

